

Students Feedback Analysis Report- 2017-2018

Department wise Analysis

1. Curriculum is sufficient to meet its learning objectives

In Arabic department 54 percent of the students observed that the Curriculum is sufficient to meet its learning objectives as excellent while 37% and 9% observed as very good and good.

Department versus Curriculum is sufficient to meet its learning objectives(Cross tabulation)

Department	Excellent	Very Good	Good	Average	Below Average	Total
Arabic	70	49	11	0	0	130
Economics	45	18	7	0	0	70

Source: sample survey 2017-18

2. Relevance and scope of the curriculum

Among the samples of economics department 63.33% opined that curriculum is sufficient to meet the scope and relevance while 25.55% and 11.11% opined as it is very good and good. The opinion of the students up on this variable is depicted in the following table.

Department Versus relevance and scope of the curriculum (Choices to choose courses from other departments) Cross tabulation

Department	Excellent	Very good	Good	Average	Below average	Total
Arabic	75	35	10	10	0	130
Economics	57	23	10	0	0	90

Source: sample survey 2017-18

3. Capacity of the Curriculum to develop attitude and skills for a democratic life

Up on this variable the students mostly chose the option excellent and very good. The following table depicts this.

Department	Excellent	Very good	Good	Average	Below average	Total
Arabic	60	30	18	12	10	130
Economics	41	19	15	10	5	90

Source: sample survey 2017-18

4. Proportion of Scientific Content

From the Economics Department 47.77 %students opined that the proportion of scientific content in the curriculum is sufficient. It is 55.38% in Arabic.



Department	Excellent	Very good	Good	Average	Below average	Total
Arabic	72	15	25	8	10	130
Economics	43	11	9	15	12	90

Source: sample survey 2017-18

5. Use of Learner Centred Methodology

Up on the variable "use of learner centered methodology" almost all students from both departments chose the option "excellent" or "very good". The following table shows the result in detail.

Department	Excellent	Very good	Good	Average	Below average	Total
Arabic	90	16	10	14	0	130
Economics	61	23	6	0	0	90

Source: sample survey 2017-18

6. Use of ICT in Teaching and Learning

On this variable also almost all department students expressed their opinion on the option "excellent" or "very good". Following table gives the details.

Department	Excellent	Very good	Good	Average	Below average	Total
Arabic	92	28	6	4	0	130
Economics	68	13	7	2	0	90

Source: sample survey 2017-18

7. Content of Core Course

Out of total 220 samples from various departments 65.90% put their option as content of core course is excellent while 17.72% voted for the option very good. Following table shows the result in detail.

Source: Sample Survey 2017-18

Department	Excellent	Very good	Good	Average	Below average	Total
Arabic	82	18	9	15	6	130
Economics	63	21	3	2	1	90

8. Capacity of the Curriculum to ensure all round growth of the Learner

Out of total samples 52.72% opined that the capacity of the curriculum to ensure all round growth of the learner is strong irrespective of departments. The department wise classification is



Department	Excellent	Very good	Good	Average	Below average	Total
Arabic	65	28	19	15	3	130
Economics	51	16	9	8	6	90

Source: sample survey 2017-18

9. Suitability of Curriculum to Teaching Learning Situation

Out of total 220 samples 123 (55.90%) voted that the curriculum is suitable for teaching and learning situation. The department wise status is given in the following table.9.

Department	Excellent	Very good	Good	Average	Below average	Total
Arabic	70	25	13	8	14	130
Economics	53	9	15	10	3	90

Source: sample survey 2017-18

10. Content of Complementary Courses

Up on this variable, out of total 220 samples 114voted for the option excellent irrespective of departments. The department wise opinion break-up is given in the following table.10

Department	Excellent	Very good	Good	Average	Below average	Total
Arabic	65	28	19	11	7	130
Economics	49	14	21	4	2	90

Source: sample survey 2017-18



N. MUHAMMED ALI
 Asso. Professor in Charge of Principal
 Madeenathul Uloom Arabic College
 P.O. Pulikkal - 673 637
 Malappuram District

TEACHERS FEEDBACK ON CURRICULUM - 2017-2018

About the Survey

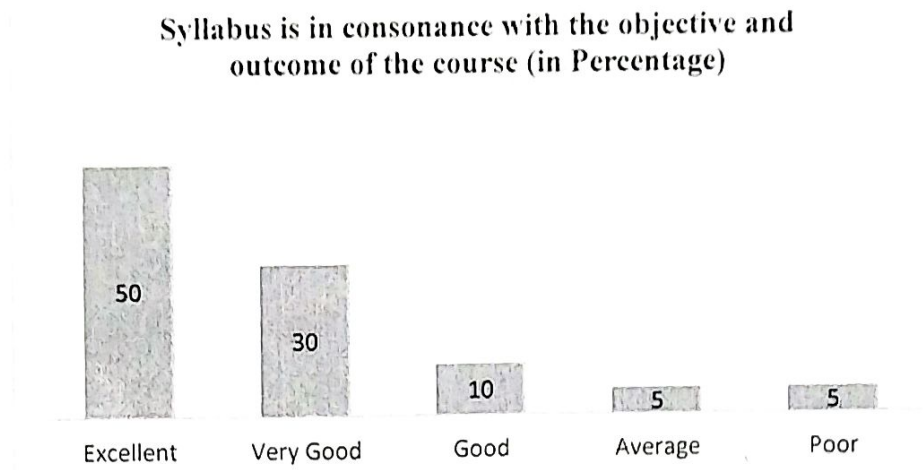
The IQAC of the college distributed feedback form on curriculum and its transaction in the institution among the entire teachers in the college on 10-03-2018. 20 teachers responded to the feedback including 17 teachers from Department of Arabic and 3 teachers from the Department of Economics with Islamic Finance.

SL. No	Queries	Percentage of Response (out of 20)				
		Excellent	Very Good	Good	Average	Poor
1	Syllabus is in consonance with the objective and outcome of the course	65	15	16	4	0
2	Syllabus is need based	40	40	10	5	5
3	Aims and objectives of the syllabi are well defined and clear to teachers and students	44	36	10	10	0
4	Course content is followed by corresponding reference materials	50	30	10	5	5
5	The learning outcome of the curriculum is sufficient to meet global standards.	40	28	20	12	0
6	The curriculum promotes skill development.	52	26	6	8	8
7	Curriculum provides flexibility in accordance with the changing academic scenario.	60	20	10	5	5
8	Opportunities to propose and suggest changes and improvements in curriculum	44	26	10	10	10

Graph 1- For every program or a course a syllabus is prescribed in order to cover the whole course and give the students a complete idea about the subject. For that purpose, the syllabus provided for the course must be suitable to the particular course. On analysing the particular question, the teachers have given feedback on the topic. Out of 20 teachers a percentage of 65% voted for the column of excellent. While 15% chose very good, the rest 16% voted for good. The

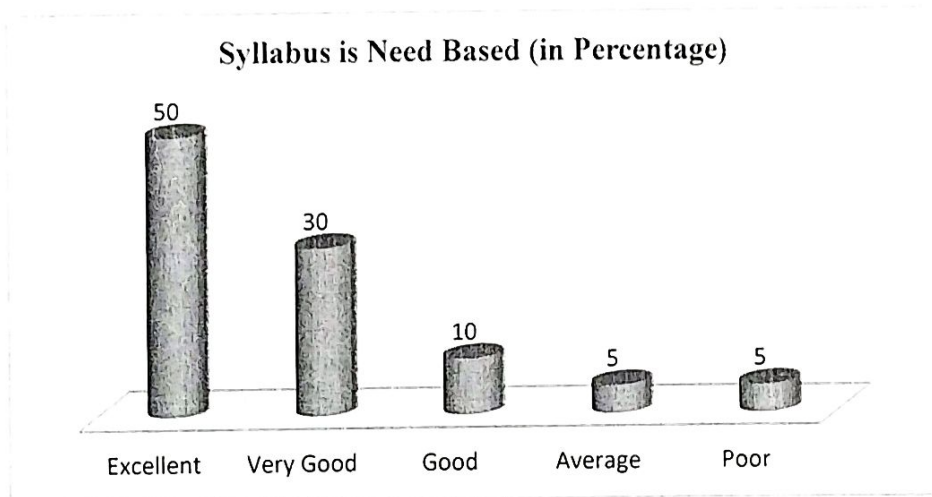


Figure: 1.1 Syllabus is in consonance with the objective and outcome of the course



Graph2- The question to which the teachers have to give feedbacks on was about the syllabus they are teaching. The teachers were asked to comment on the issue that whether the syllabus is need based or not. Out of a total number of 20 teachers a total of 40% chose excellent for the syllabus is need based. While 40% of teachers voted very Good to the point. The remaining 10% had a good opinion regarding the syllabus. The last 5% chose poor.

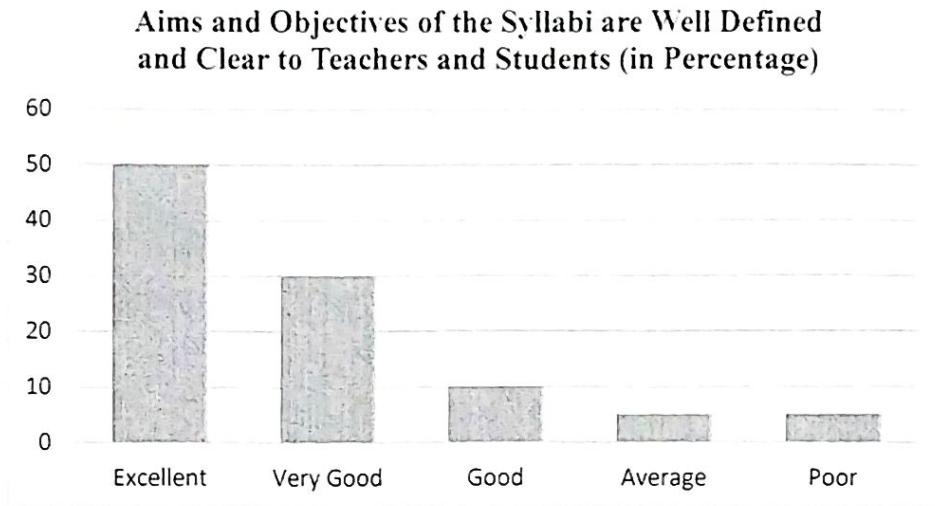
Figure: 1.2 Syllabus is Need Based



Graph3- To a teacher the syllabus and the course must be clear as they have to teach the students. As much as the syllabus is needed the teachers must know about the aims and objectives of the course. As the question was asked to the teachers about the aims and objectives, they were instructed to answer whether the aims and objectives were clear to them. 44% of teachers out of the total 20 chose excellent for the aims and objectives were clear to them. While 36% voted for very good to the question there 10% said the knowledge of them regarding the aims and objectives are good there remaining 10% opted average.

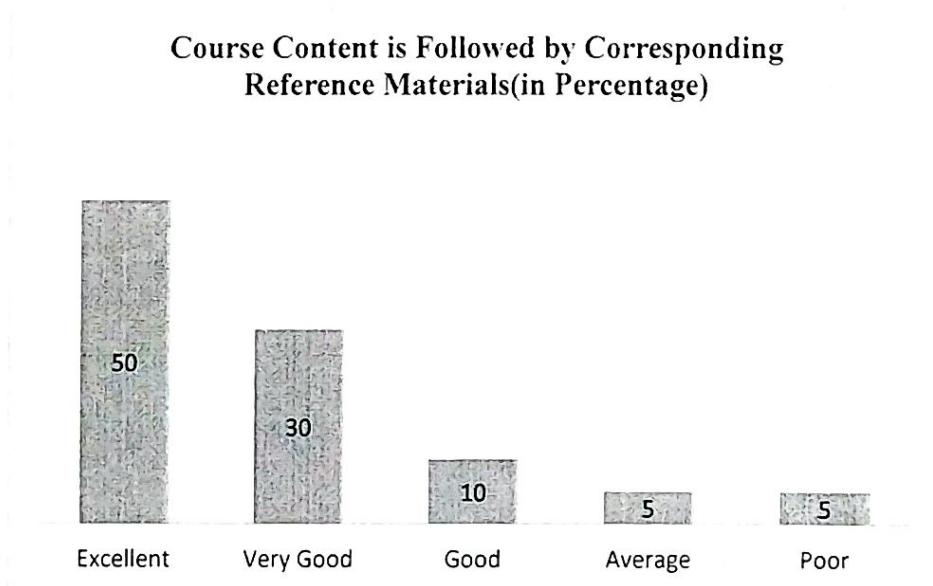



Figure: 1.3 Aims and Objectives of the Syllabi are well defined and clear to Teachers and Students



Graph4- For every course and syllabus there are many books and texts prescribed. Other than every primary text there are many materials which may include secondary materials, reference books etc. The next question to which the teachers are requested to give feedbacks was about whether the reference books prescribed to the students were relevant, updated and appropriate. In drawing the graph, the vertical line shows the percentage response and the horizontal line shows the feedbacks collected from the staff members. Out of a total number of 20 teachers 50 % of teachers chose excellent the reference books are appropriate and updated. While a percentage of 30% only chose very good, the next 10% chose good opinion. The remaining 5 % considered that the reference books are average and the last 5% voted it as poor.

Figure: 1.4 Course Content is Followed by Corresponding Reference Materials




N. MUHAMMED ALI
 3580, Professor in Charge of Principal
 Madeenathul Uloom Arabic College
 P.O. Pulikkal - 673 637
 Malappuram District


Alumni Feedback -2017-2018

About the Survey

The IQAC of the college distributed feedback form on curriculum and its transaction in the institution among the selected alumni of the college on 10-03-2018. 20 alumni responded to the feedback

SL. No	Queries	Percentage Response (out of 50)				
		Excellent	Very Good	Good	Average	Below Average
1	Rate the Quality and effectiveness of curriculum delivery.	92	8	0	0	0
2	Maintained strict adherence to the academic colander	54	26	10	10	0
3	Availability of reference books and materials pertaining to the curriculum.	80	20	0	0	0
4	CBCSS is relevant and helpful to increase the quality of higher education	40	30	30	0	0
5	Syllabus is updated to meet the employment requirements.	68	20	12	0	0
6	Did the curriculum live up to your expectation?	52	28	20	0	0
7	Relevance of curriculum in the higher studies and research.	62	38	0	0	0
8	Applicability of curriculum in real life situations.	90	10	0	0	0
9	Provided special programs for slow and advanced learners.	70	30	0	0	0




N. MUHAMMED ALI
Asso. Professor in Charge of Principal
Madeenathul Uloom Arabic College
P.O. Pulikkal - 673 637
Malappuram District

Employer Feedback on Curriculum 2017-18

1.1 About the Survey

The IQAC of the college distributed feedback form on curriculum and its transaction in the institution among the selected employers on 10-03-2018. Detailed analysis of employers on feedback is explained below;

Sl No:	Queries	Percentage response				
		Excellent	Very Good	Good	Average	poor
1	How do you rate relevance of the courses in relation to the program?	58	32	10	0	0
2	How do you rate the sufficiency of the courses related to industry that are included in the program?	54	46	0	0	0
3	How do you rate the competencies/outcomes in relation to the course content?	54	26	20	0	0
4	How do you rate relevance of the topics to the industry?	63	37	0	0	0
5	How do you rate the offering of the electives in relation to the technological advancements?	45	45	10	0	0
6	How do you rate the applicability of the domains and the tools used for designing the experiments in terms of existing practices in the industry?	36	45	9	10	0
7	How do you rate the experiments in terms of their relevance to the real-life application?	45	35	10	10	0
8	How do you rate the proficiency of our students working with you?	63	37	0	0	0

The first question was about the relevance of the courses in relation to the program. Fifty eight percent commented excellent and 32% graded very good. The second question was about the sufficiency of the courses related to industry that are included in the program. Fifty four percent voted excellent. Third and fourth question was about the competencies /outcomes in relation to the course content and relevance of the topics to the industry. More than 50% of employers marked excellent for both the question. The next four questions in the employer feedback form were related to the curriculum and the impact in industry and the relevance of experiments in the curriculum with real life. Seventy-two percentage of the employers responded excellent and 18% responded very Good. Forty five percent responded excellent and very good for elective papers in curriculum in relation to the technological advancement. More than 35% responded excellent for the experiments included in the curriculum which helped for their industrial and real-life applications. Sixty-three percentage employers rated excellent with the students working with them.



Principal
N. MUHAMMED ALI
Asso. Professor in Charge of Principal
Madeenathul Uloom Arabic College
P.O. Pulikkal - 673 637
Malappuram District